



Schenectady Community
Action Program

Creating Opportunity in Partnership

Early Learning Programs

Outcomes Report

2023– 2024 School Year

Program Overview

SCAP operates a comprehensive pre-school program including Head Start and Universal Pre-K (UPK) services for children ages three to five. The program enriches children's learning experiences, places an emphasis on family support services, fosters social and emotional growth and prepares children for kindergarten and continued success in school. We also provide home-based services for ten children and families which include a weekly teacher visit along with bi-weekly socialization sessions for families to interact with other home-based families.

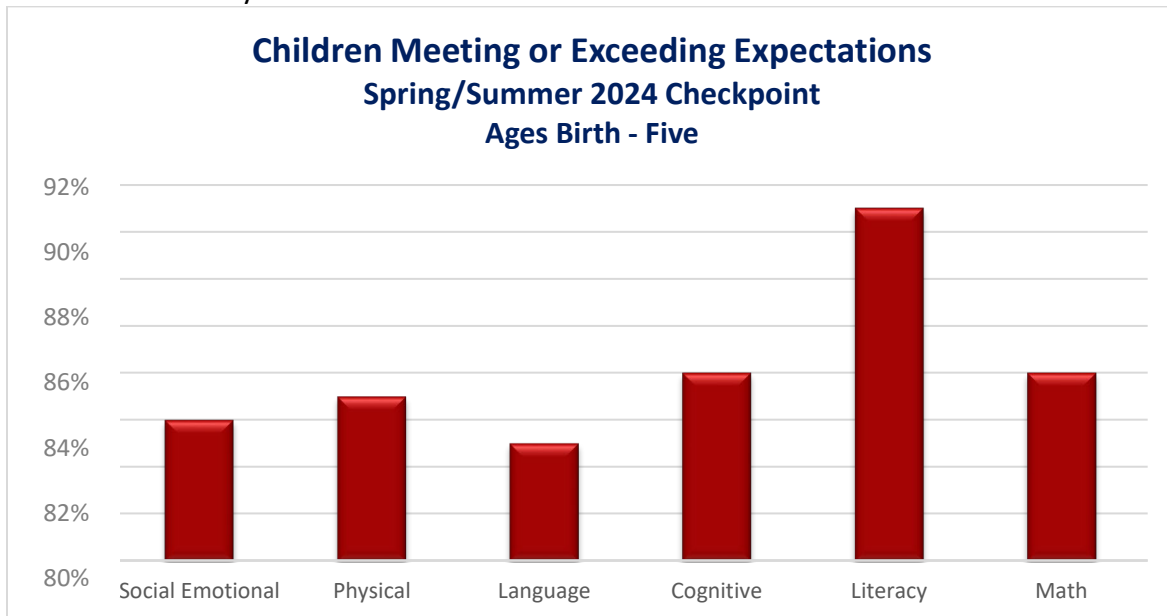
Through our Early Head Start-Child Care Partnerships (EHS-CCP) program SCAP partners with existing child care centers and family child care providers to improve the quality of infant and toddler child care for low-income families. SCAP supports these centers with services that are crucial to the learning and development of infants and toddlers. Examples include curriculum development, staff training, navigation services for parents, developmental screenings, and services to meet the needs of children with disabilities. EHS-CCP partners include Andrea Adrian's Child Care; Auntie Ana's Angels, YWCA of NENY, Albany Community Action Partnership (ACAP), Life's Little Treasures Daycare, Merari's Daycare, Octavia's Daycare and Smiles for Miles.

All Early Learning programs use Creative Curriculum, which is research-based and identifies goals in all areas of development: social-emotional, cognitive, language, physical, literacy, mathematics, science and technology, social studies, the arts and English language acquisition. Teaching Strategies GOLD, which is directly linked to the Creative Curriculum, is used to assess developmental progress of children in our Early Learning programs. Teaching Strategies GOLD is grounded in 38 objectives that guide teachers throughout the assessment cycle. The objectives are research-based and include predictors of school success, and are aligned with the Head Start Early Learning Outcomes Framework, Common Core State Standards, early learning standards for New York State, the Office of Special Education Programs (OSEP).

Teaching Strategies GOLD also allows for individualized education plans to be established, monitored and tracked throughout the school year. This provides for best practices in the classroom and assists with staff professional development. Children's developmental growth is assessed a minimum of three times during the school year. Those enrolled during the summer months, including Early Head Start, receive a fourth checkpoint at the end of August. The results are used to assess children's readiness and teaching practices to ensure that each child's needs are met.

Outcome Summary

SCAP's funded enrollment for children ages birth through five is 391 (359 Schenectady County). However, due to the workforce shortage we had to operate at reduced capacity during the 2023-2024 school year. Our cumulative enrollment was 297 children. The following chart represents the percentage of children in Schenectady who met or exceeded research-based expectations at the end of the school year.



Health and social emotional well-being lay the foundation for school readiness. To help children thrive, we ensure children are up to date on immunizations, learn healthy habits and can access the health care they need. During the 2023-2024 school year:

- 208 children had an ongoing source of continuous, accessible health care.
- 163 children were up to date on a schedule of age-appropriate preventative and primary health care.
- 205 children had continuous accessible dental care (exams, cleanings and fluoride treatments).
- 13 classroom teachers and family childcare providers received assistance from a mental health consultant through observation and consultation.
- 89 children had an Individualized Education Plan (IEP) indicating that they have been determined eligible to receive special education and related services. 1 child had an Individualized Family Service Plan (IFSP) indicating they have been determined eligible to receive early intervention services under (IDEA).
- Our Pre-K program served 84,233 nutritious meals during program hours (28,197 breakfasts, 29,155 lunches and 26,881 afternoon snacks).
- Children enrolled in EHS-CCP received formula and diapers at no cost while at the program.

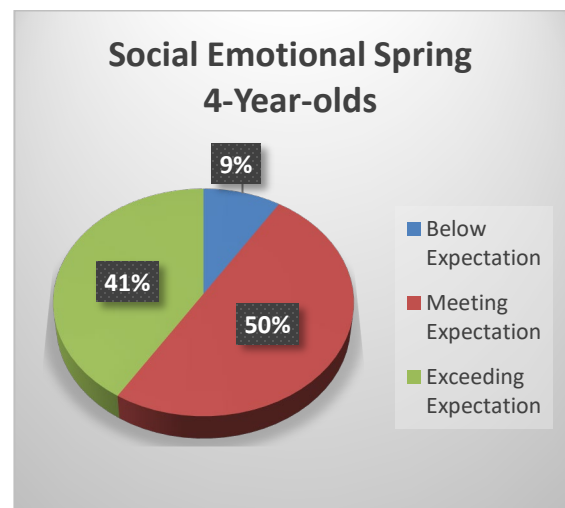
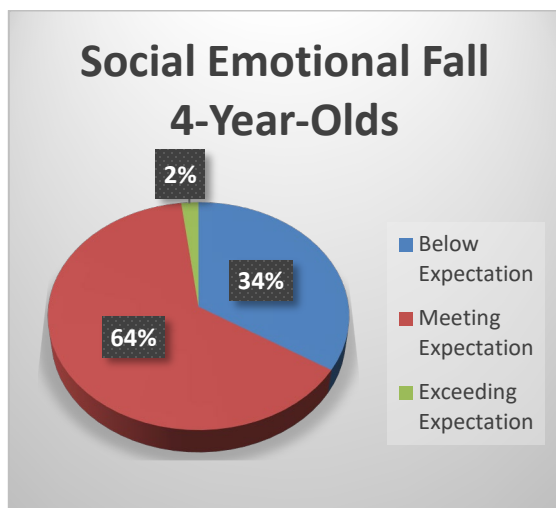
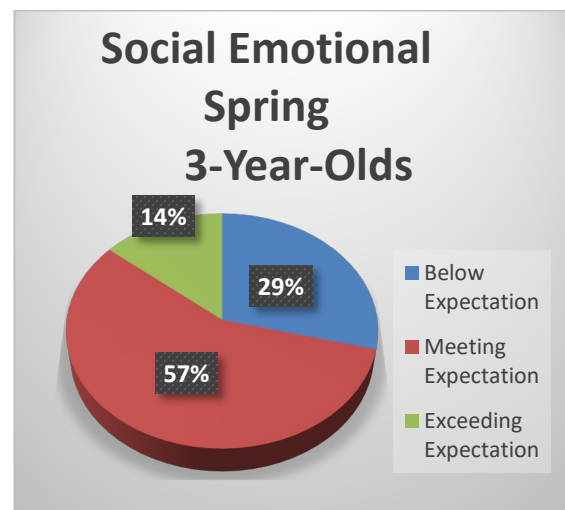

WIDELY HELD EXPECTATIONS REPORT

Pre-K

The Widely Held Expectations Report compares data for a group of children to determine if their skills, knowledge and behavior are below, meeting, or exceeding widely held expectations. The widely held expectations are research-based, encompassing the developmental milestones from birth through kindergarten. During the 2023-2024 school year, cumulative enrollment for our Pre-K program was 212 children. The following developmental data for the Pre-K program includes children who were enrolled in the program during all three checkpoints which are conducted in the fall, winter and spring of the same school year.

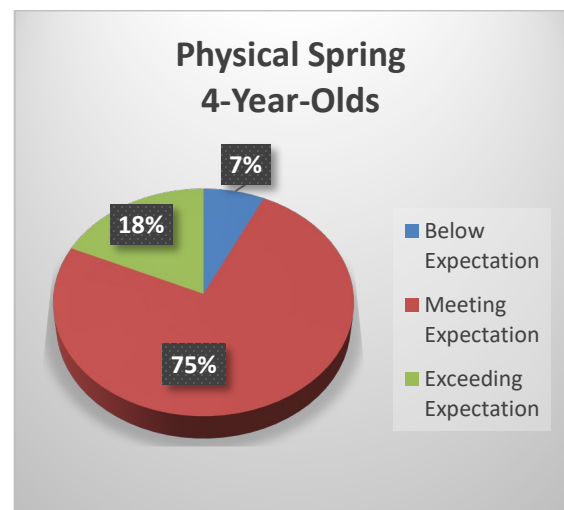
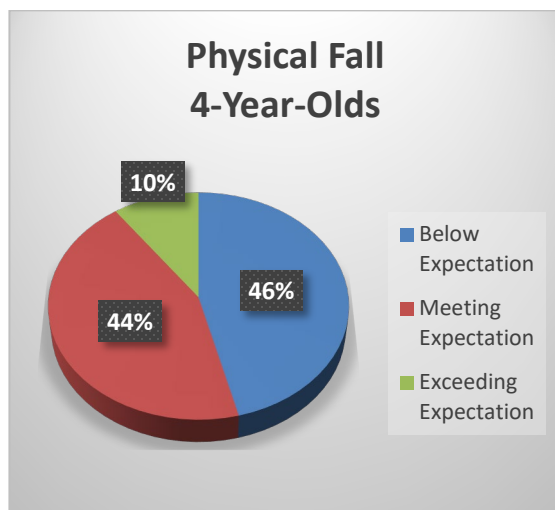
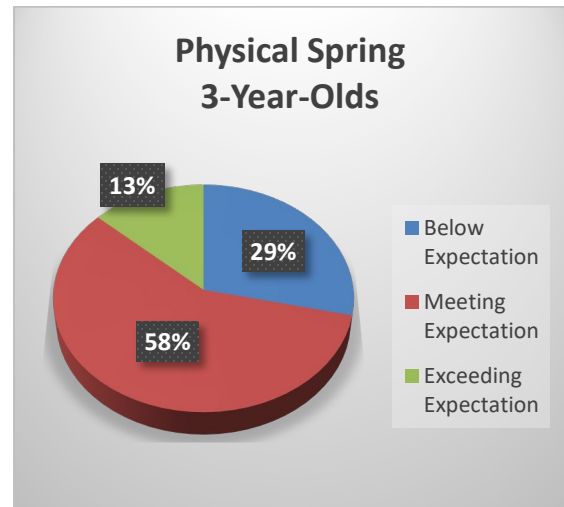
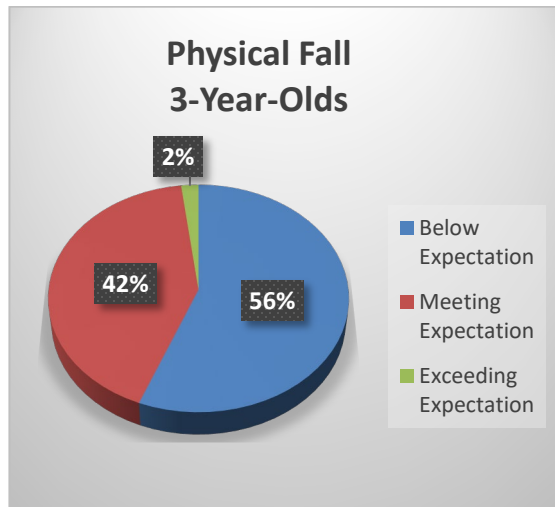
Social Emotional Development

There is a strong connection between children's early relationships and behaviors and their later development and learning¹. For this reason, assessing children's social-emotional development accurately and supporting their growth and competence in this area is especially important. Teaching Strategies GOLD includes three social-emotional objectives: regulates own emotions and behaviors, establishes and sustains positive relationships, and participates cooperatively and constructively in group situations.



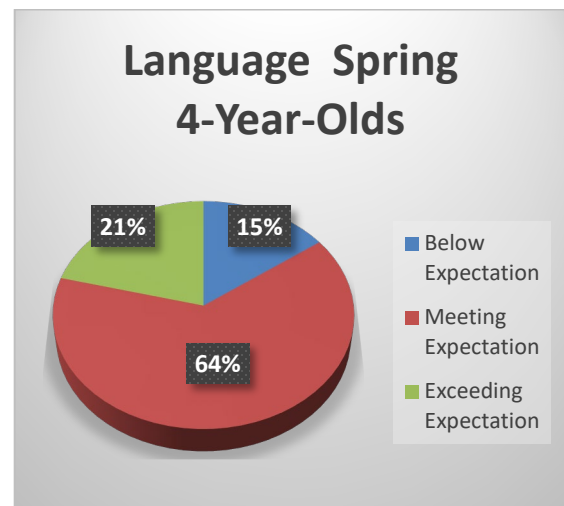
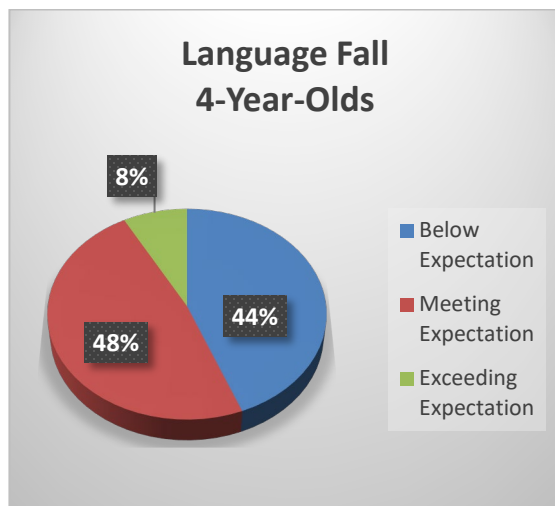
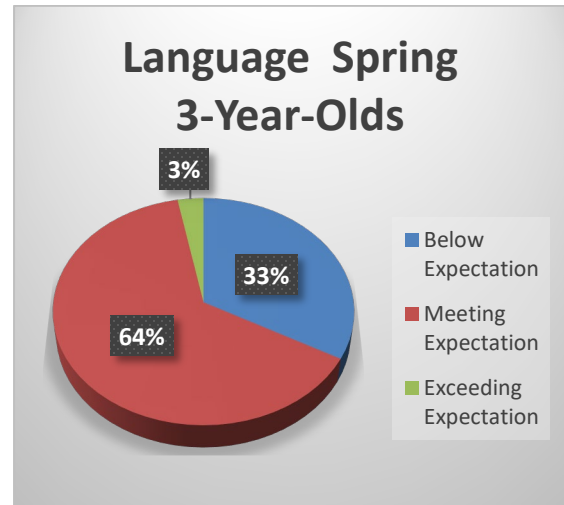
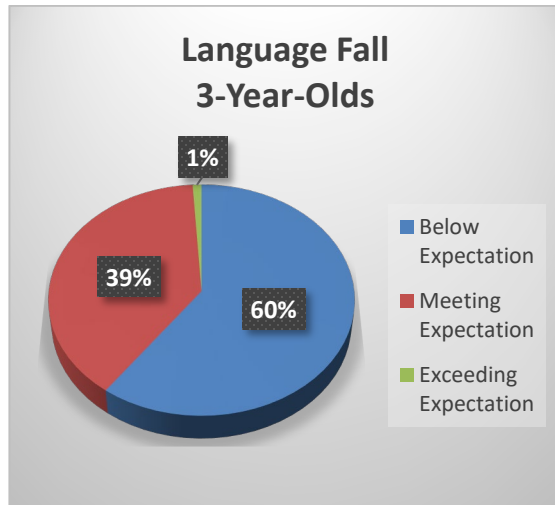
Physical Development

Physical development includes children's gross-motor and fine-motor skills. Physical development affects other areas of development. In fact, brain research points to the importance of early, positive movement experiences to brain development², and physical development is linked to children's emotional development and their school performance³. The physical development objectives are: demonstrates traveling skills, demonstrates balancing skills, demonstrates gross-motor manipulative skills, and demonstrates fine-motor strength and coordination.



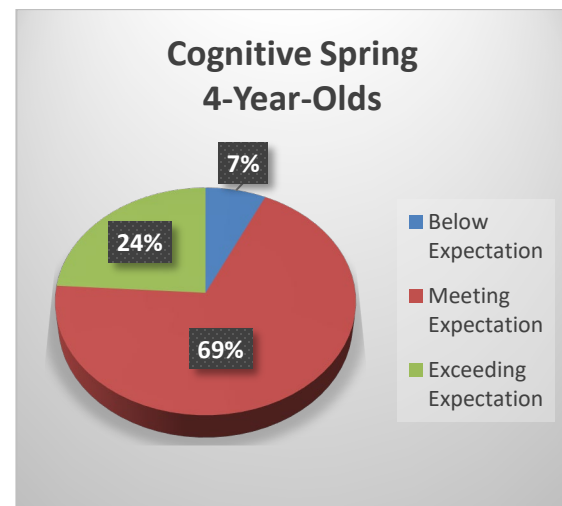
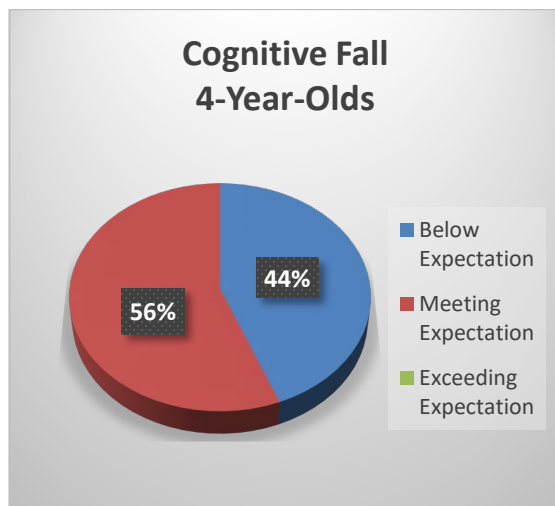
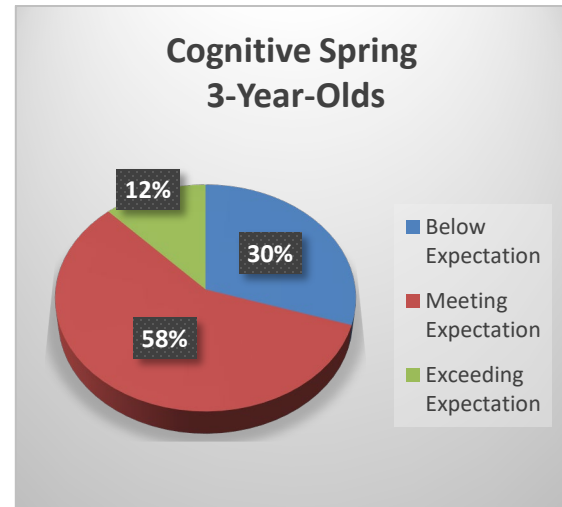
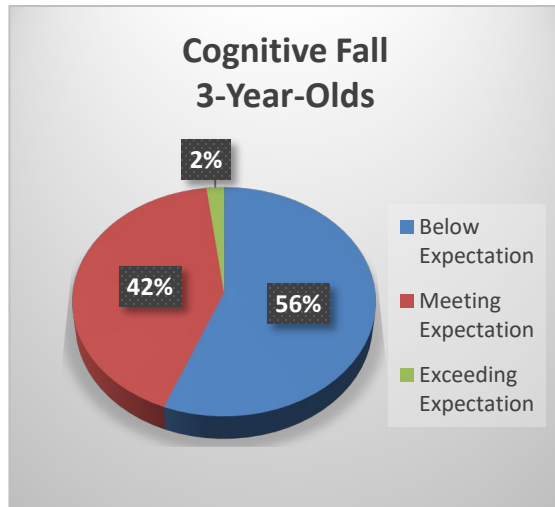
Language Development

Strong language skills are essential for children’s success in school and life⁴. Oral language, including grammar, the ability to define words, and listening comprehension helps provide the foundation and is an ongoing support for literacy⁵. The oral language objectives are: listens to and understands increasingly complex language, uses language to express thoughts and needs, and uses appropriate conversational and other communication skills.



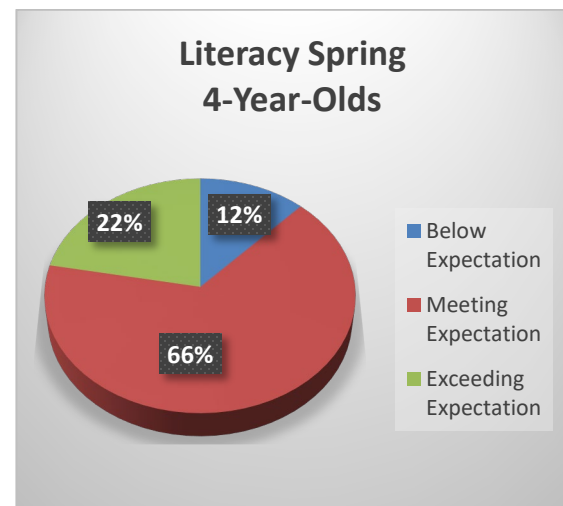
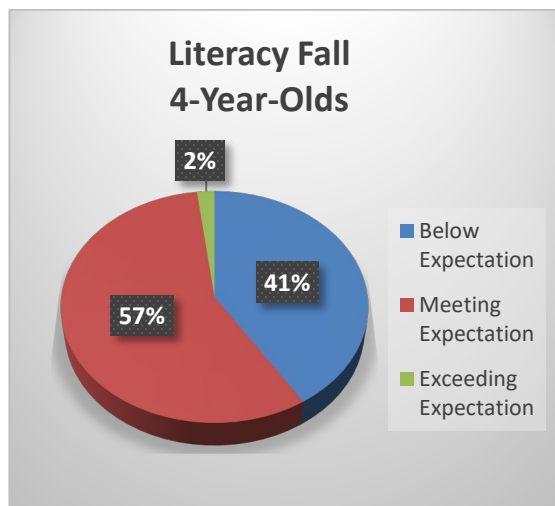
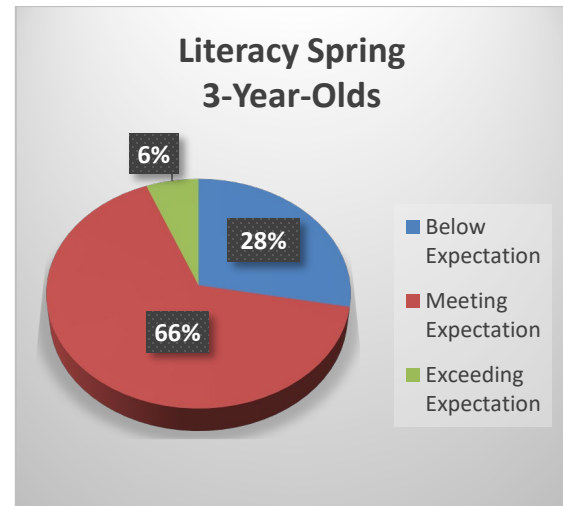
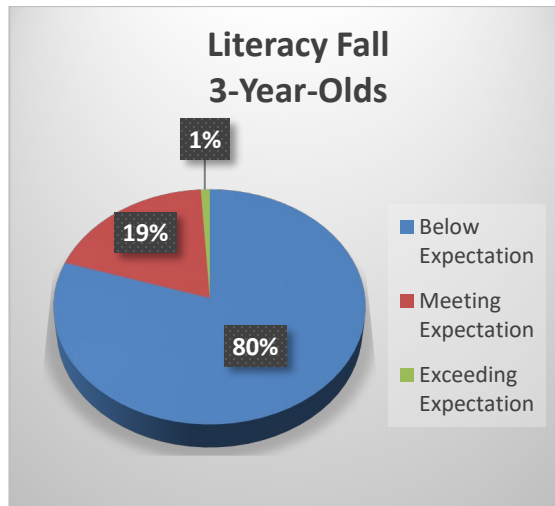
Cognitive Development

Cognitive development is influenced by various factors including biological makeup, the environment, and how the child approaches learning tasks (e.g., attention, persistence, curiosity, and flexibility). A child's background knowledge, or knowledge base, also affects the way a child thinks. This background knowledge influences the child's information processing, memory, classification, problem solving, language acquisition, and reading and mathematics learning⁶. The cognitive development objectives are: demonstrates positive approaches to learning, remembers and connects experiences, uses classification skills, and uses symbols and images to represent something not present.



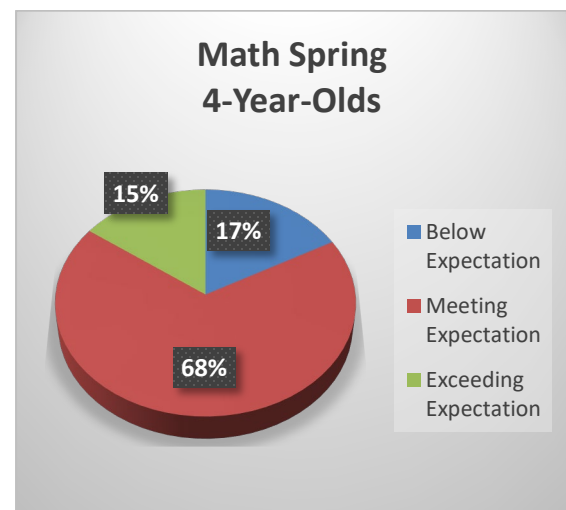
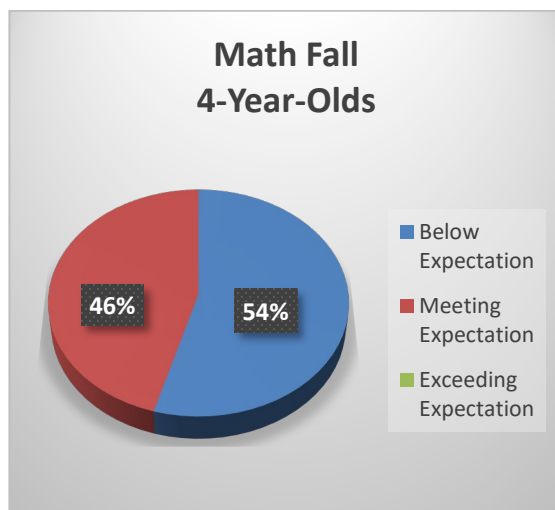
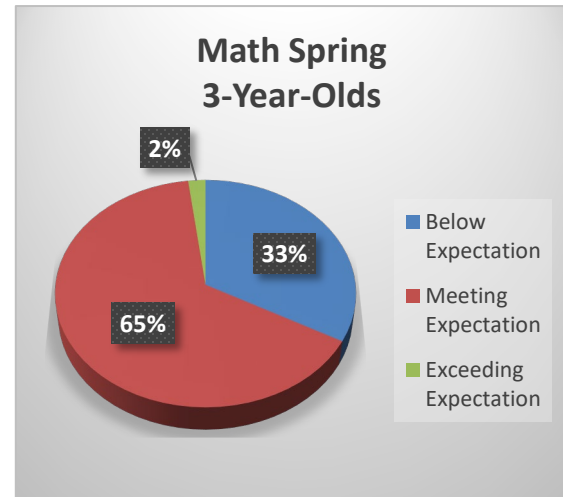
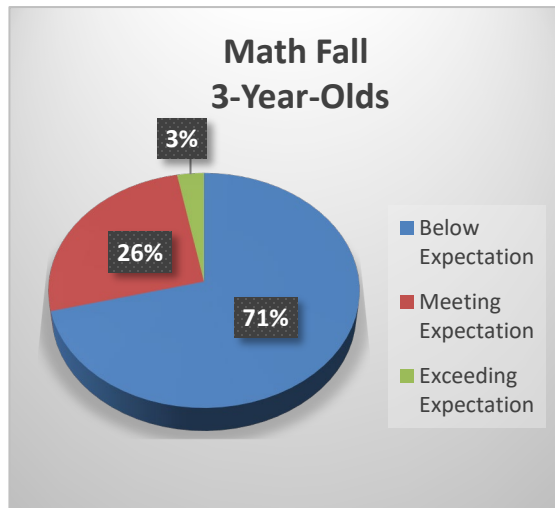
Literacy Development

The early years are critical for literacy development. The level to which a child progresses in reading and writing is one of the best predictors of whether the child will function competently in school and in life⁷. Effective instruction in the early years can have a large impact on children's literacy development. The assessment system has these literacy objectives: demonstrates phonological awareness, demonstrates knowledge of the alphabet, demonstrates knowledge of print and its uses, comprehends and responds to books and other texts, and demonstrates emergent writing skills.



Math Achievement

Children's mathematical knowledge at kindergarten entry is considered predictive of future mathematics success throughout their years in school. Evidence shows that high-quality early childhood education programs can make a difference in children's mathematical learning⁸. These mathematics objectives are: uses number concepts and operations, explores and describes spatial relationships and shapes, compares and measures, and demonstrates knowledge of patterns.



Growth Report Pre-K

Growth Range is a point range developed by the Teaching Strategies GOLD research team and represents the amount a child in an age group is expected to change. All children's knowledge, skills, and abilities may not meet widely held expectations by the end of the school year, but all children should make progress toward their next developmental milestone. The charts below demonstrate the growth summary for children in the program.

Growth Summary 4-Year-Olds

Area of Development	Percentage of Children Below Growth Range	Percentage of Children Meeting or Above Growth Range
Social-Emotional	19%	81%
Physical	23%	77%
Language	24%	76%
Cognitive	24%	76%
Literacy	25%	75%
Mathematics	27%	73%

Growth Summary 3-Year-Olds

Area of Development	Percentage of Children Below Growth Range	Percentage of Children Meeting or Above Growth Range
Social-Emotional	25%	75%
Physical	28%	72%
Language	16%	84%
Cognitive	20%	80%
Literacy	35%	75%
Mathematics	16%	84%

Growth Summary Children with an Individualized Education Plan (IEP)

Area of Development	Percentage of Children Below Growth Range	Percentage of Children Meeting or Above Growth Range
Social-Emotional	17%	83%
Physical	17%	83%
Language	30%	70%
Cognitive	9%	91%
Literacy	8%	92%
Mathematics	17%	83%

Extended Year Summer Program

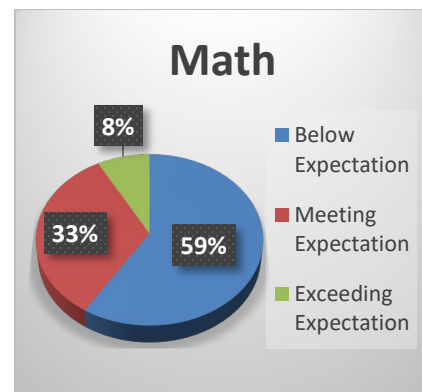
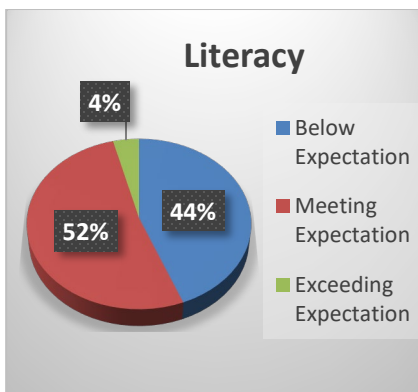
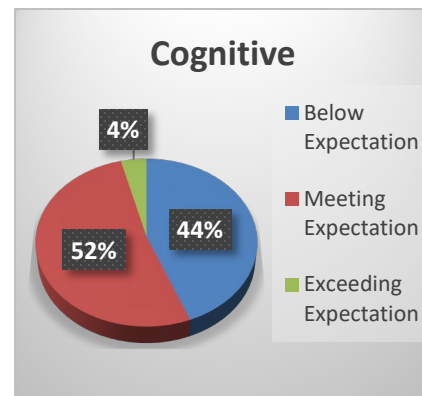
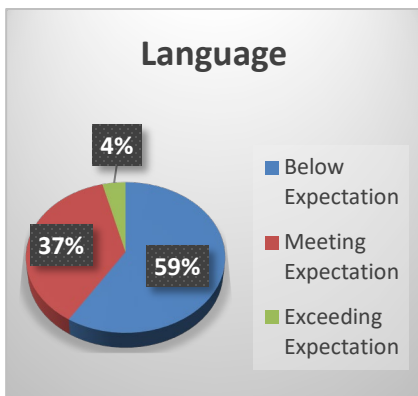
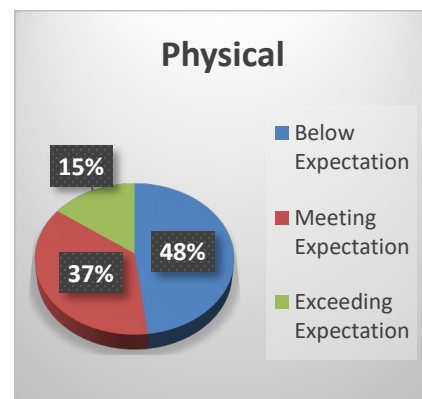
Research suggests that accumulated lack of summer experiences causes a child to lose academic ground contributing to the achievement gap. SCAP served 90 children in our six-week summer program. A fourth checkpoint at the end of August confirmed that the children continued to achieve developmental milestones and summer learning loss was prevented.

Early Head Start Child Care Partnerships

Infants and Toddlers

All EHS-CCP classrooms support working families by providing a full-day (10 hours) and full-year program (minimum 48 weeks) so that low-income children have the healthy and enriching early experiences they need to realize their full potential. During the 2023-2024 school year cumulative enrollment for EHS-CCP was 69 children.

2024 Summer Checkpoint for Infants & Toddlers in Schenectady.



Head Start & Early Head Start Demographics

Gender – Primary Caregivers	
Male	8%
Female	91%

Family Composition	
Two Parent Family	31%
Single Parent Family	68%

Parent Employment	
0 Employed	41%
Employed	37%
Enrolled Job Training or School	1%

Parent Education	
Less than high school graduate / No Diploma	13%
High school graduate or GED	33%
Some college - vocational school	20%
Bachelor's or advanced degree	4%
No Answer	32%

Income	
At or below 100% of Poverty	76%
100% - 130% of Poverty	14%
Above 130%	10%

Child Primary Language	
English	71%
Spanish	6%
Other	2%
Unspecified	21%

Ethnicity	
Hispanic or Latino	24%
Not Hispanic or Latino	76%
Race	
Asian	9%
Black or African American	32%
White	12%
Biracial/multi-racial	24%
Other	42%

* Demographics reflect the cumulative enrollment of all Early Learning Programs located in Schenectady serving children 0-5 years old. Albany's EHS-CCP demographics are not included.